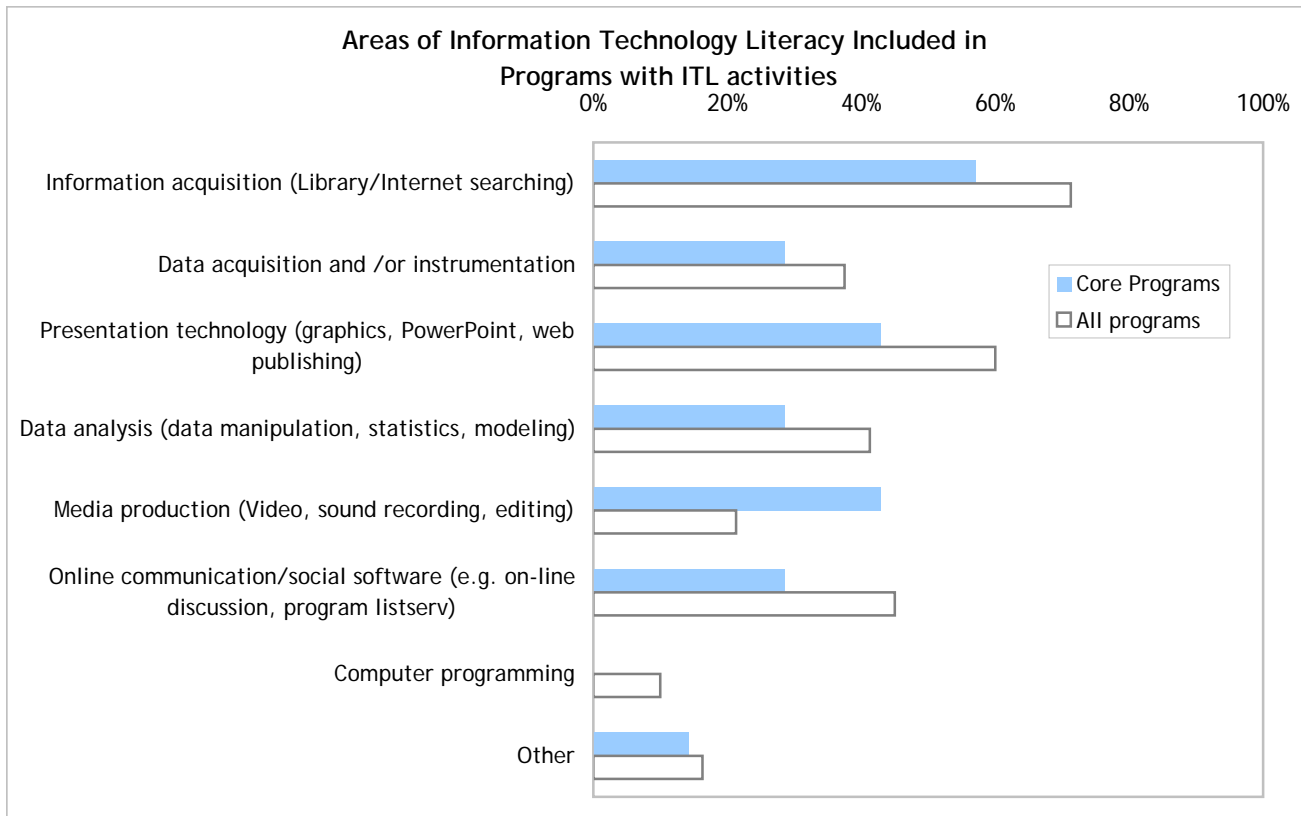


## End-of-Program Review 2006-07 Information Technology Literacy (ITL) in Core Programs

Did your program include activities to improve information technology literacy?

	Yes	No	Programs with any ITL (N)	Programs Responded (N)
Core programs	77.8%	22.2%	7	9
All programs	69.6%	30.4%	80	115

*Note: Courses, contracts, internships, and Student Originated Studies (SOS) programs were not asked to participate in the End-of-Program Review.*



### Types of Information Technology Literacy Topics Included in Programs with ITL Activities

*Responses from Programs that indicated Information Technology Literacy Activities*

	Core Programs	All programs
Information acquisition (Library/Internet searching)	57.1%	71.3%
Data acquisition and /or instrumentation	28.6%	37.5%
Presentation technology (graphics, PowerPoint, web publishing)	42.9%	60.0%
Data analysis (data manipulation, statistics, modeling)	28.6%	41.3%
Media production (Video, sound recording, editing)	42.9%	21.3%
Online communication/social software (e.g. on-line discussion, program listserv)	28.6%	45.0%
Computer programming	0.0%	10.0%
Other	14.3%	16.3%

#### Explanations of "Other" provided by Core Program:

[Extraordinary Science of Everyday Experience] Active program website

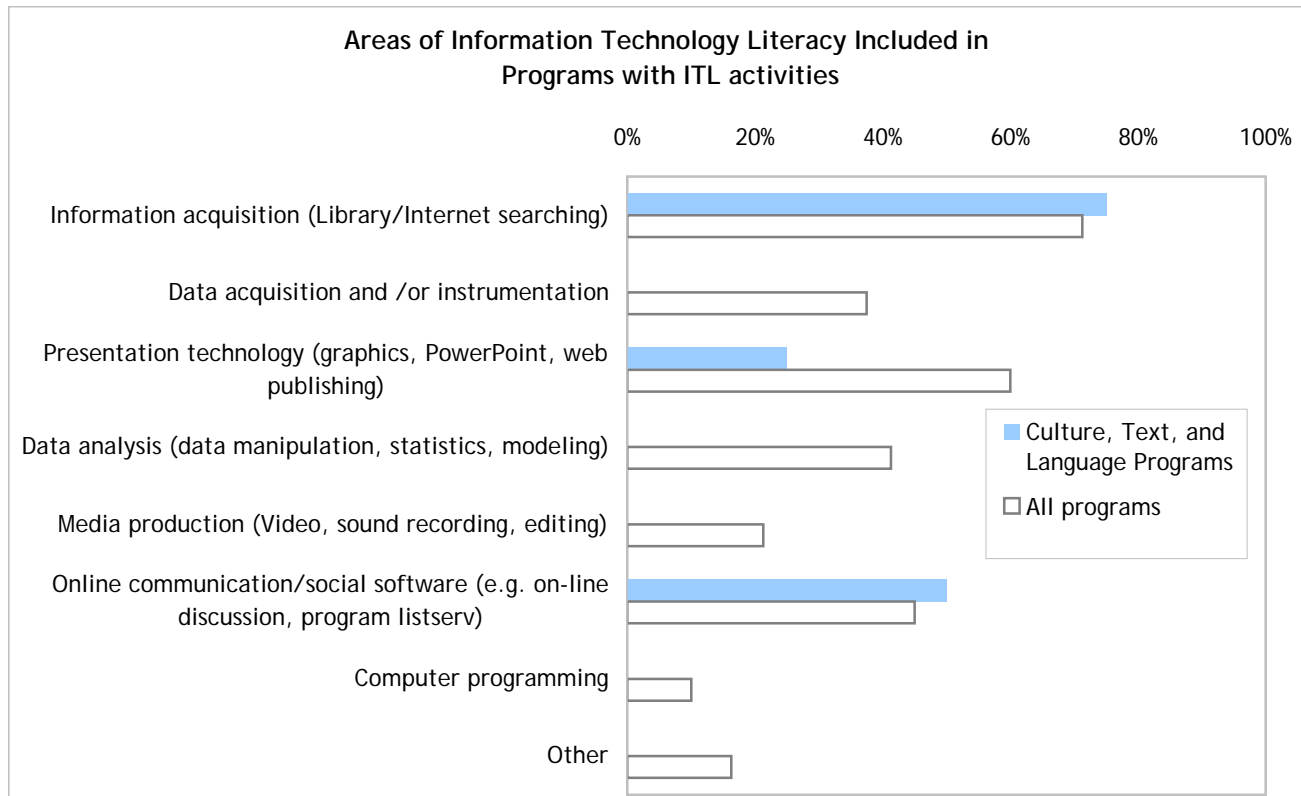
## End-of-Program Review 2006-07

### Information Technology Literacy (ITL) in Culture, Text, and Language Programs

Did your program include activities to improve information technology literacy?

	Yes	No	Programs with any ITL (N)	Programs Responded (N)
Culture, Text and Language	28.6%	71.4%	4	14
All programs	69.6%	30.4%	80	115

*Note: Courses, contracts, internships, and Student Originated Studies (SOS) programs were not asked to participate in the End-of-Program Review.*



### Types of Information Technology Literacy Topics Included in Programs with ITL Activities

*Responses from Programs that indicated Information Technology Literacy Activities*

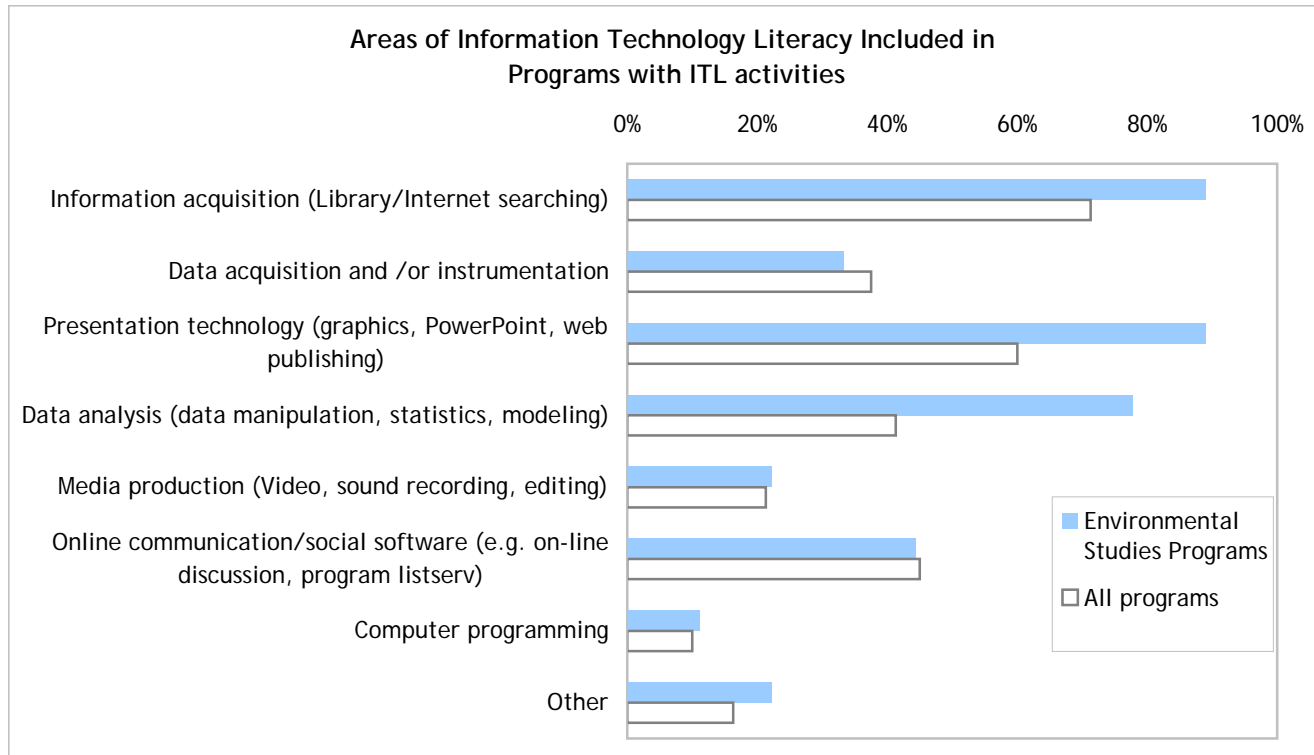
	Culture, Text, and Language	All programs
Information acquisition (Library/Internet searching)	75.0%	71.3%
Data acquisition and /or instrumentation	0.0%	37.5%
Presentation technology (graphics, PowerPoint, web publishing)	25.0%	60.0%
Data analysis (data manipulation, statistics, modeling)	0.0%	41.3%
Media production (Video, sound recording, editing)	0.0%	21.3%
Online communication/social software (e.g. on-line discussion, program	50.0%	45.0%
Computer programming	0.0%	10.0%
Other	0.0%	16.3%

## End-of-Program Review 2006-07 Information Technology Literacy (ITL) in Environmental Studies Programs

Did your program include activities to improve information technology literacy?

	Programs with any ITL		Programs Responded (N)
	Yes	No	
Environmental Studies	81.8%	18.2%	11
All programs	69.6%	30.4%	80

*Note: Courses, contracts, internships, and Student Originated Studies (SOS) programs were not asked to participate in the End-of-Program Review.*



### Types of Information Technology Literacy Topics Included in Programs with ITL Activities

*Responses from Programs that indicated Information Technology Literacy Activities*

	Environmental Studies	
	Programs	All programs
Information acquisition (Library/Internet searching)	88.9%	71.3%
Data acquisition and /or instrumentation	33.3%	37.5%
Presentation technology (graphics, PowerPoint, web publishing)	88.9%	60.0%
Data analysis (data manipulation, statistics, modeling)	77.8%	41.3%
Media production (Video, sound recording, editing)	22.2%	21.3%
Online communication/social software (e.g. on-line discussion, program	44.4%	45.0%
Computer programming	11.1%	10.0%
Other	22.2%	16.3%

### Explanations of "Other" provided by Environmental Studies Programs:

[Living in Extreme Environments] GIS

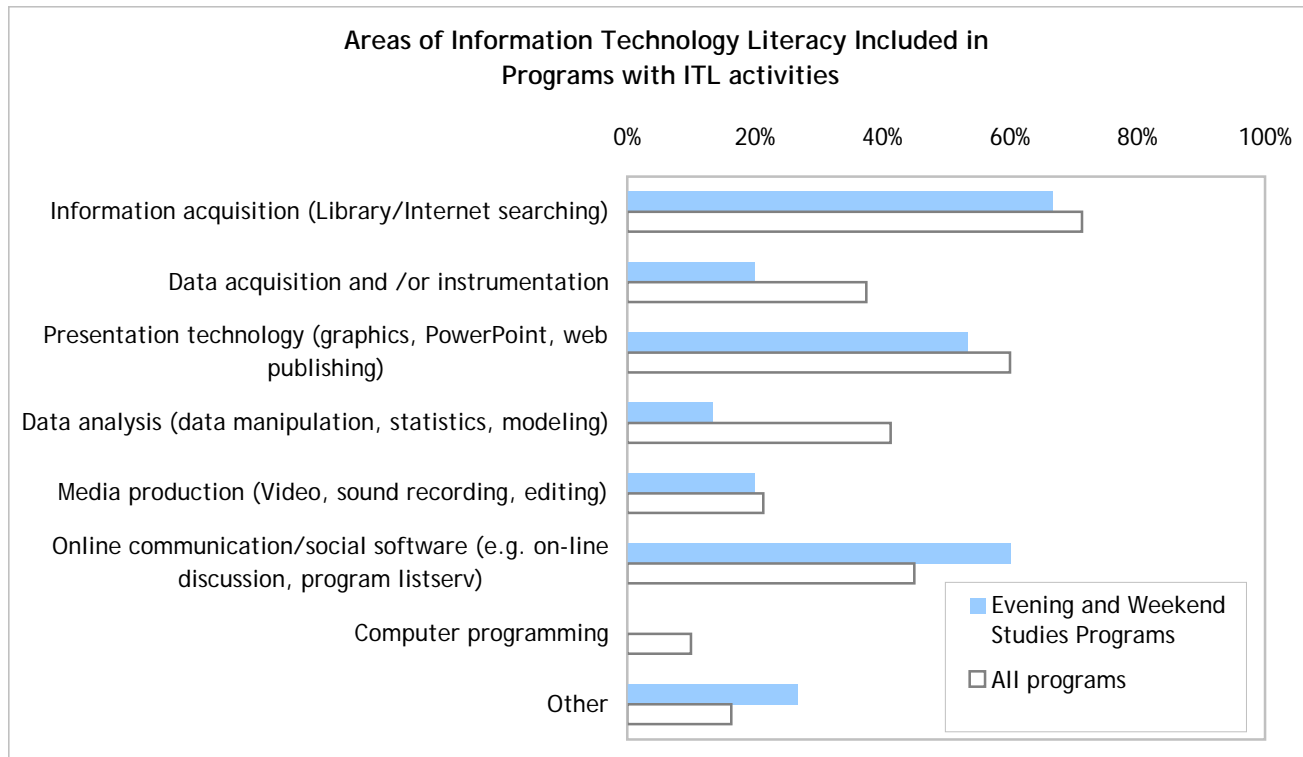
[Sustainable Futures: Moving Into the Post-Petroleum Age] Exemplary PowerPoint presentations with a particular focus on plagiarism and crediting sources

## End-of-Program Review 2006-07 Information Technology Literacy (ITL) in Evening and Weekend Studies Programs

Did your program include activities to improve information technology literacy?

	Yes	No	Programs with any ITL (N)	Programs Responded (N)
Evening and Weekend Studies	83.3%	16.7%	15	18
All programs	69.6%	30.4%	80	115

*Note: Courses, contracts, internships, and Student Originated Studies (SOS) programs were not asked to participate in the End-of-Program Review.*



### Types of Information Technology Literacy Topics Included in Programs with ITL Activities

*Responses from Programs that indicated Information Technology Literacy Activities*

	Evening and Weekend Studies Programs	All programs
Information acquisition (Library/Internet searching)	66.7%	71.3%
Data acquisition and /or instrumentation	20.0%	37.5%
Presentation technology (graphics, PowerPoint, web publishing)	53.3%	60.0%
Data analysis (data manipulation, statistics, modeling)	13.3%	41.3%
Media production (Video, sound recording, editing)	20.0%	21.3%
Online communication/social software (e.g. on-line discussion, program	60.0%	45.0%
Computer programming	0.0%	10.0%
Other	26.7%	16.3%

**Explanations of "Other" provided by Evening and Weekend Studies Programs:**

[A Project Studio Environment (APSE)] Wiki - collaborative writing

[Human Development] Group blog

[Silk Roads: China, the Middle East, and the New World] Blogging about the community service activities, working on a Drupal site

[Why Businesses Succeed] Use of Business Pro Software

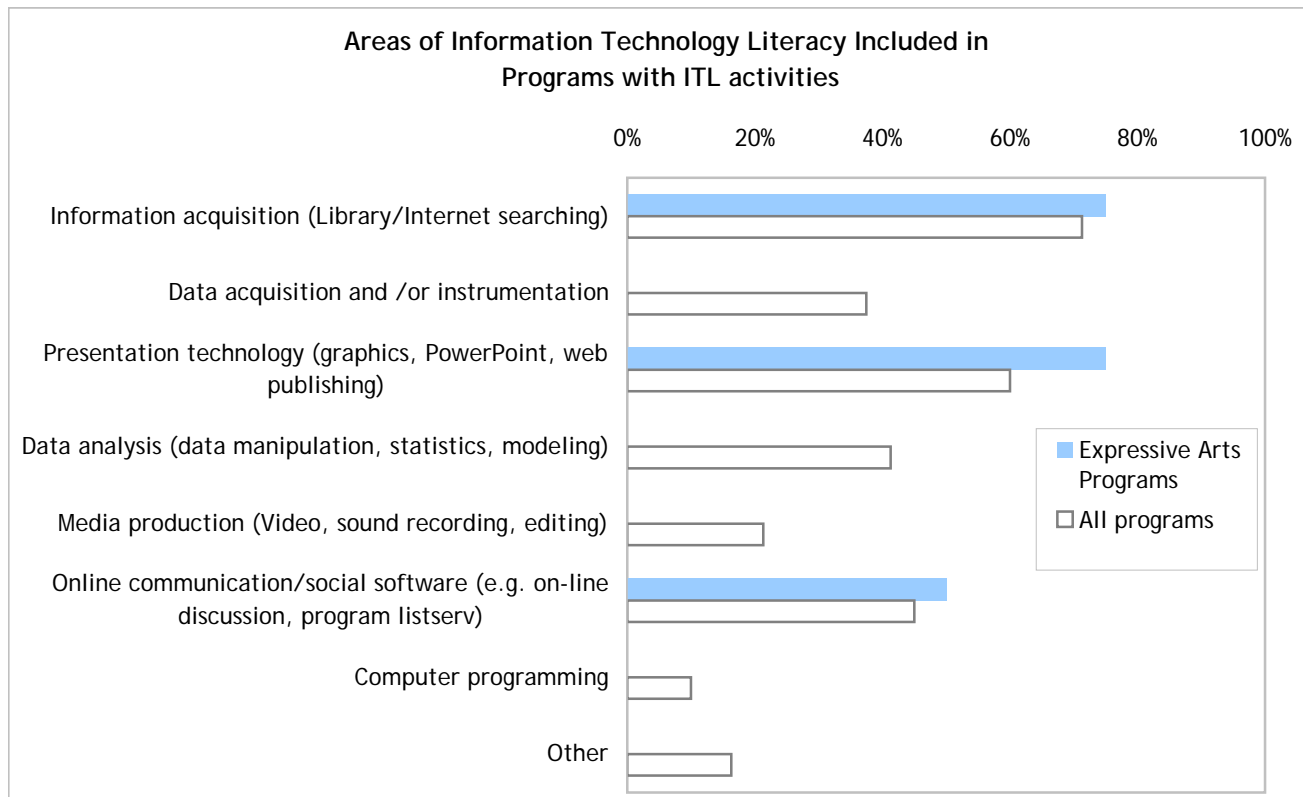
## End-of-Program Review 2006-07

### Information Technology Literacy (ITL) in Expressive Arts Programs

Did your program include activities to improve information technology literacy?

	Yes	No	Programs with any ITL (N)	Programs Responded (N)
Expressive Arts	57.1%	42.9%	4	7
All programs	69.6%	30.4%	80	115

*Note: Courses, contracts, internships, and Student Originated Studies (SOS) programs were not asked to participate in the End-of-Program Review.*



### Types of Information Technology Literacy Topics Included in Programs with ITL Activities

*Responses from Programs that indicated Information Technology Literacy Activities*

	Expressive Arts Programs	All programs
Information acquisition (Library/Internet searching)	75.0%	71.3%
Data acquisition and /or instrumentation	0.0%	37.5%
Presentation technology (graphics, PowerPoint, web publishing)	75.0%	60.0%
Data analysis (data manipulation, statistics, modeling)	0.0%	41.3%
Media production (Video, sound recording, editing)	0.0%	21.3%
Online communication/social software (e.g. on-line discussion, program	50.0%	45.0%
Computer programming	0.0%	10.0%
Other	0.0%	16.3%

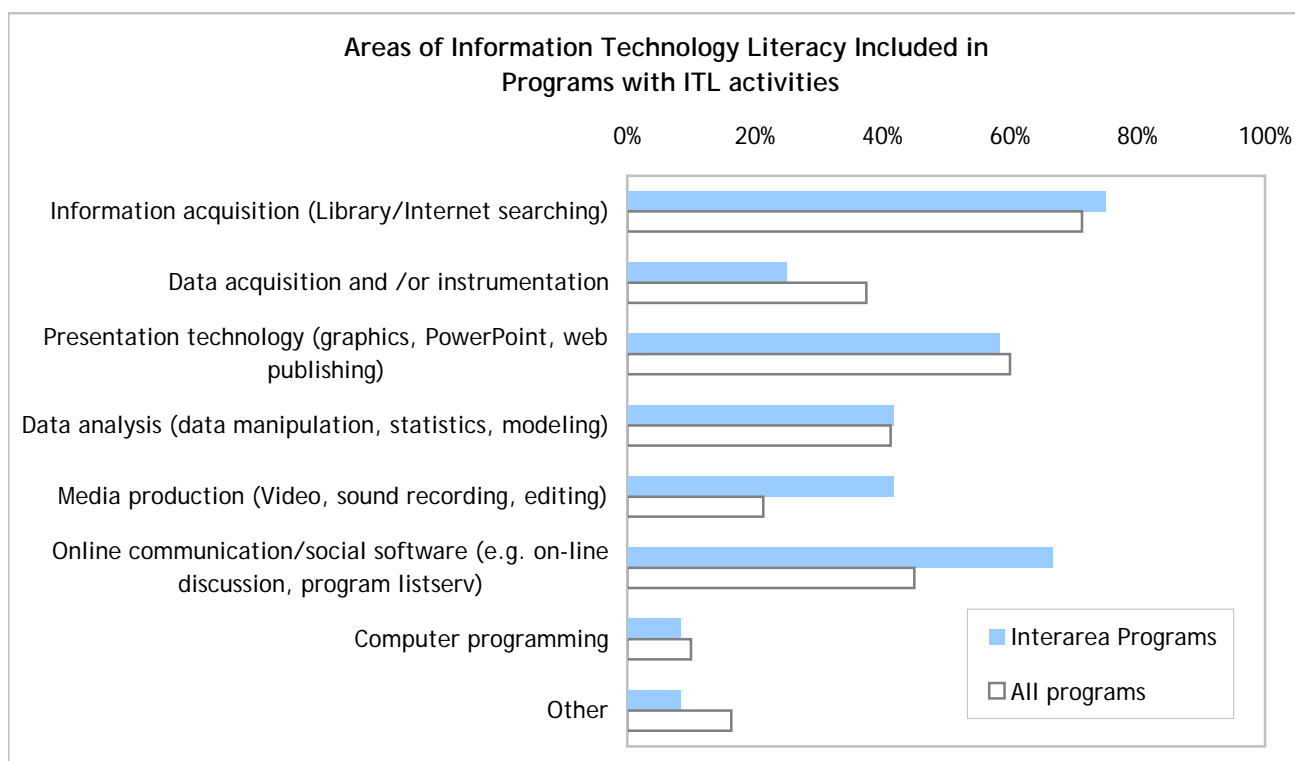
[Flat Art: Two-Dimensional Art Intensive; Did not indicate Other, but added comment] Digital photo/slide production

## End-of-Program Review 2006-07 Information Technology Literacy (ITL) in Interarea Programs

Did your program include activities to improve information technology literacy?

	Yes	No	Programs with any ITL (N)	Programs Responded (N)
Interarea	63.2%	36.8%	12	19
All programs	69.6%	30.4%	80	115

*Note: Courses, contracts, internships, and Student Originated Studies (SOS) programs were not asked to participate in the End-of-Program Review.*



### Types of Information Technology Literacy Topics Included in Programs with ITL Activities

*Responses from Programs that indicated Information Technology Literacy Activities*

	Interarea Programs	All programs
Information acquisition (Library/Internet searching)	75.0%	71.3%
Data acquisition and /or instrumentation	25.0%	37.5%
Presentation technology (graphics, PowerPoint, web publishing)	58.3%	60.0%
Data analysis (data manipulation, statistics, modeling)	41.7%	41.3%
Media production (Video, sound recording, editing)	41.7%	21.3%
Online communication/social software (e.g. on-line discussion, program listserv)	66.7%	45.0%
Computer programming	8.3%	10.0%
Other	8.3%	16.3%

### Explanation of "Other" provided by Interarea Program:

[Pillars of Fire: Jewish Contributions to World Culture] Moodle Workshop

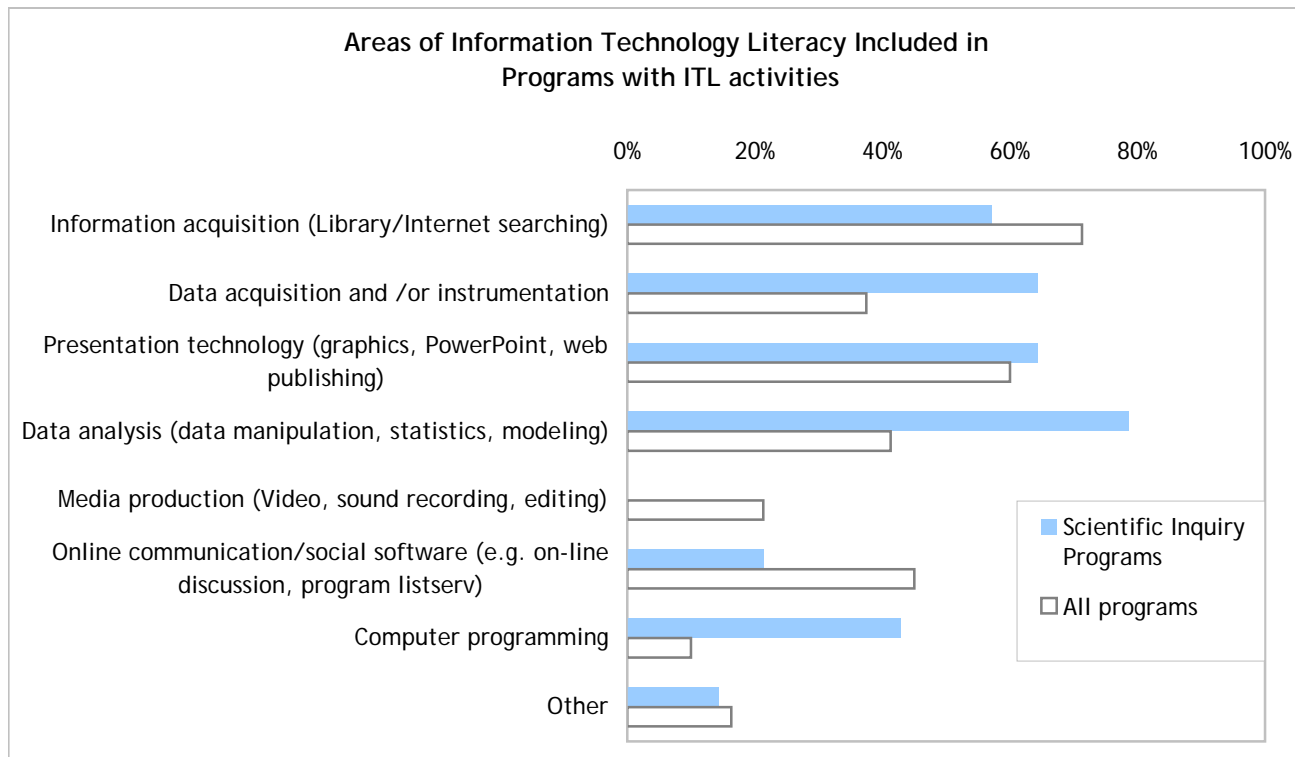
## End-of-Program Review 2006-07

### Information Technology Literacy (ITL) in Scientific Inquiry Programs

Did your program include activities to improve information technology literacy?

	Yes	No	Programs with any ITL (N)	Programs Responded (N)
Scientific Inquiry	87.5%	12.5%	14	16
All programs	69.6%	30.4%	80	115

*Note: Courses, contracts, internships, and Student Originated Studies (SOS) programs were not asked to participate in the End-of-Program Review.*



#### Types of Information Technology Literacy Topics Included in Programs with ITL Activities

*Responses from Programs that indicated Information Technology Literacy Activities*

	Scientific Inquiry Programs	All programs
Information acquisition (Library/Internet searching)	57.1%	71.3%
Data acquisition and /or instrumentation	64.3%	37.5%
Presentation technology (graphics, PowerPoint, web publishing)	64.3%	60.0%
Data analysis (data manipulation, statistics, modeling)	78.6%	41.3%
Media production (Video, sound recording, editing)	0.0%	21.3%
Online communication/social software (e.g. on-line discussion, program	21.4%	45.0%
Computer programming	42.9%	10.0%
Other	14.3%	16.3%

#### Explanations of "Other" provided by Scientific Inquiry Programs:

[Analyzing the World] ADOBE ILLUSTRATOR: POSTER PRESENTATIONS  
 [Industrial Biology and Chemistry] Bioinformatics



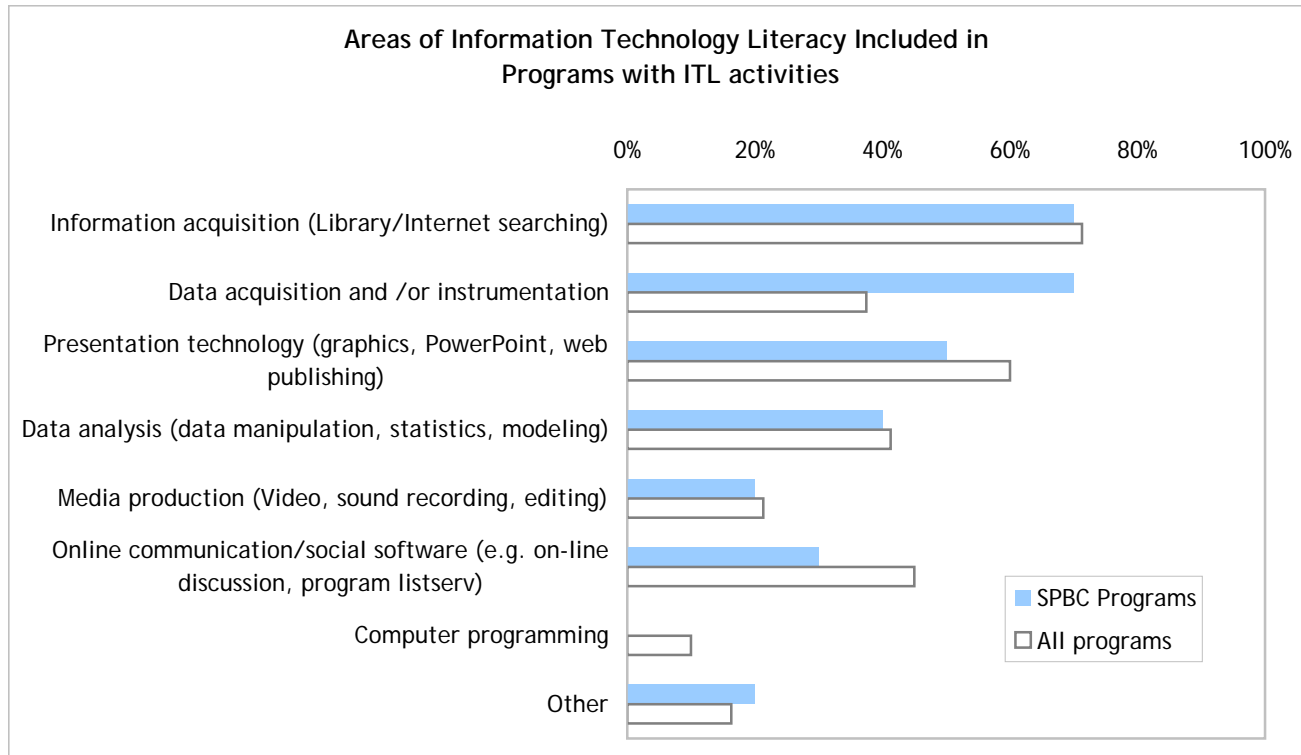
## End-of-Program Review 2006-07

### Information Technology Literacy (ITL) in Society, Politics, Behavior and Change Programs

Did your program include activities to improve information technology literacy?

	Yes	No	Programs with any ITL (N)	Programs Responded (N)
Society, Politics, Behavior and Change	62.5%	37.5%	10	16
All programs	69.6%	30.4%	80	115

*Note: Courses, contracts, internships, and Student Originated Studies (SOS) programs were not asked to participate in the End-of-Program Review.*



#### Types of Information Technology Literacy Topics Included in Programs with ITL Activities

*Responses from Programs that indicated Information Technology Literacy Activities*

	SPBC Programs	All programs
Information acquisition (Library/Internet searching)	70.0%	71.3%
Data acquisition and /or instrumentation	70.0%	37.5%
Presentation technology (graphics, PowerPoint, web publishing)	50.0%	60.0%
Data analysis (data manipulation, statistics, modeling)	40.0%	41.3%
Media production (Video, sound recording, editing)	20.0%	21.3%
Online communication/social software (e.g. on-line discussion, program	30.0%	45.0%
Computer programming	0.0%	10.0%
Other	20.0%	16.3%

#### Explanations of "Other" provided by Society, Politics, Behavior and Change Programs:

[Innovation and Leadership in American Business] Web-based business simulation  
 [Atlanta, 2007: Social Forums and Social Movements] Program web page

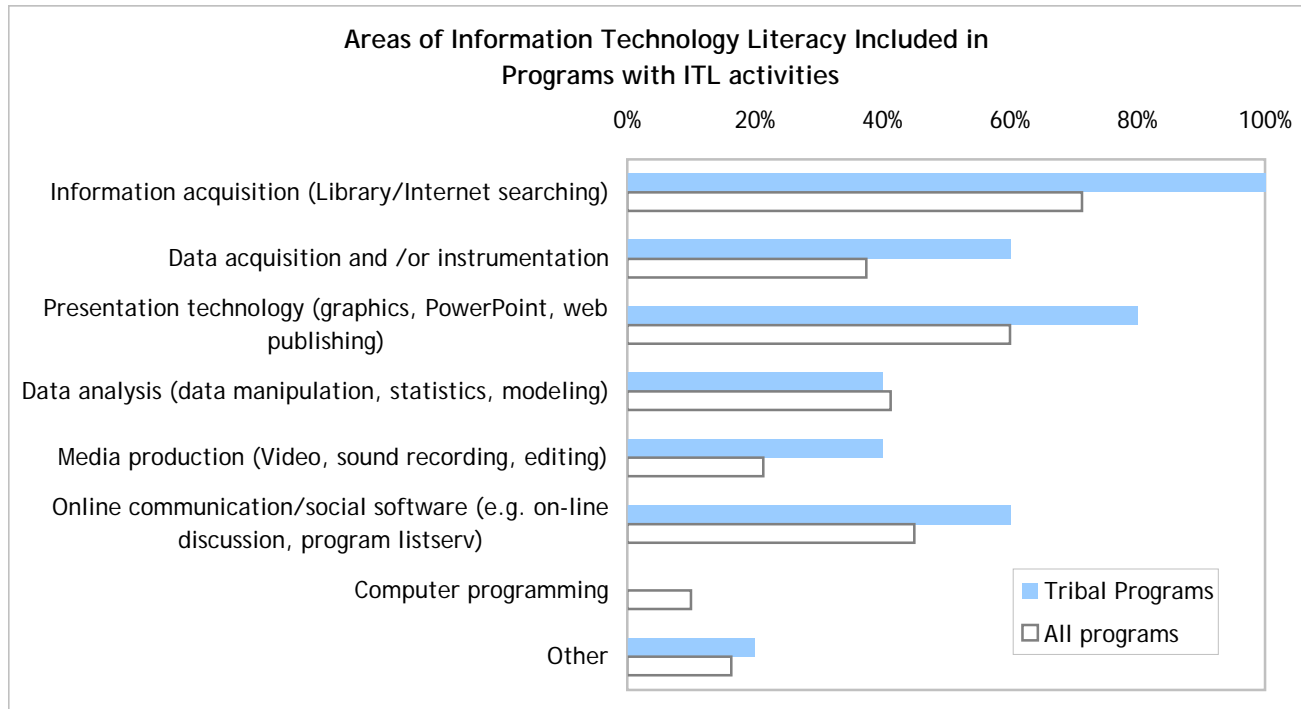
## End-of-Program Review 2006-07

### Information Technology Literacy (ITL) in Tribal: Reservation-based Programs

Did your program include activities to improve information technology literacy?

	Yes	No	Programs with any ITL (N)	Programs Responded (N)
Tribal: Reservation-based	100.0%	0.0%	5	5
All programs	69.6%	30.4%	80	115

*Note: Courses, contracts, internships, and Student Originated Studies (SOS) programs were not asked to participate in the End-of-Program Review.*



#### Types of Information Technology Literacy Topics Included in Programs with ITL Activities

*Responses from Programs that indicated Information Technology Literacy Activities*

	Tribal Programs	All programs
Information acquisition (Library/Internet searching)	100.0%	71.3%
Data acquisition and /or instrumentation	60.0%	37.5%
Presentation technology (graphics, PowerPoint, web publishing)	80.0%	60.0%
Data analysis (data manipulation, statistics, modeling)	40.0%	41.3%
Media production (Video, sound recording, editing)	40.0%	21.3%
Online communication/social software (e.g. on-line discussion, program	60.0%	45.0%
Computer programming	0.0%	10.0%
Other	20.0%	16.3%

#### Explanation of "Other" provided by Tribal: Reservation-based Program:

[Tribal: Nisqually] ePortfolios