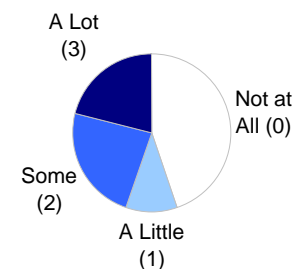


The Evergreen State College
 Evergreen Student Experience Survey 2006
 Responses of Students in the Tacoma Program













Utilization of Campus Resources











Students were asked how often they use certain campus resources. The resources below are listed in alphabetical order to facilitate locating particular services. Many of the campus resources are accessed primarily on the Olympia campus, which in some cases limits the amount of access that Tacoma respondents have to the resource. Tacoma respondents indicated that they used the following resources most frequently this year: Evergreen's website to get information (76.3% reporting using it "Some" or "A Lot"); library digital online resources (44.8% reported using "Some" or "A Lot"); the Computer Center, Computer Applications Lab, or computer workshops (62.1% reported using "Some" or "A Lot"), and the Financial Aid Office (48.6% reported contacting "Some" or "A Lot" for information or assistance.)

Legend for Mini-Charts



How often have you used the following campus resources so far this academic year? (N=39) <i>Sorted alphabetically</i>		Not at All (0)	A Little (1)	Some (2)	A Lot (3)	Mean	Median	Skipped question (N)
	Academic Advising Office or advising workshops	55.3%	15.8%	18.4%	10.5%	0.84	0.00	1
	Academic Fair or Core Fair	75.7%	5.4%	10.8%	8.1%	0.51	0.00	2
	Access Services for Students with Disabilities	86.5%	5.4%	8.1%	0.0%	0.22	0.00	2
	Career Development Center (such as attending a career fair or using self-assessment and career development tools)	84.2%	5.3%	7.9%	2.6%	0.29	0.00	1
	Center for Mediation Services	100.0%	0.0%	0.0%	0.0%	0.00	0.00	2
	Child Care Services	100.0%	0.0%	0.0%	0.0%	0.00	0.00	2

How often have you used the following campus resources so far this academic year? (N=39) <i>Sorted alphabetically</i>		Not at All (0)	A Little (1)	Some (2)	A Lot (3)	Mean	Median	Skipped question (N)
	College Recreation Center/Leisure Studies	89.2%	5.4%	2.7%	2.7%	0.19	0.00	2
	Computer Center, Computer Applications Lab, or computer workshops	24.3%	13.5%	37.8%	24.3%	1.62	2.00	2
	Counseling Center	89.2%	8.1%	2.7%	0.0%	0.14	0.00	2
	Digital Imaging Studio and/or media workshops	63.2%	23.7%	10.5%	2.6%	0.53	0.00	1
	Evergreen's website to get information	2.6%	21.1%	39.5%	36.8%	2.11	2.00	1
	Financial Aid Office (Contacted for information or assistance)	24.3%	27.0%	27.0%	21.6%	1.46	1.00	2
	First People's Advising Services	86.5%	8.1%	5.4%	0.0%	0.19	0.00	2
	Graduate School Fair	83.8%	2.7%	13.5%	0.0%	0.30	0.00	2
	Intercity Transit Bus Services	91.9%	5.4%	2.7%	0.0%	0.11	0.00	2
	Internship Fair	89.2%	0.0%	8.1%	2.7%	0.24	0.00	2
	KEY Student Services	86.1%	8.3%	0.0%	5.6%	0.25	0.00	3
	Library digital/on-line databases and resources	44.7%	10.5%	23.7%	21.1%	1.21	1.00	1

How often have you used the following campus resources so far this academic year? (N=39) <i>Sorted alphabetically</i>		Not at All (0)	A Little (1)	Some (2)	A Lot (3)	Mean	Median	Skipped question (N)
	The library on campus	73.7%	13.2%	5.3%	7.9%	0.47	0.00	1
	Media Loan	71.1%	7.9%	15.8%	5.3%	0.55	0.00	1
	Police Services	97.3%	2.7%	0.0%	0.0%	0.03	0.00	2
	Prime Time Advising (in "A" Dorm)	91.9%	2.7%	5.4%	0.0%	0.14	0.00	2
	Quantitative and Symbolic Reasoning Center and/or QR workshops	97.3%	0.0%	0.0%	2.7%	0.08	0.00	2
	Student Employment Services (such as using the job board or website for finding a job)	86.5%	10.8%	0.0%	2.7%	0.19	0.00	2
	Student Health Center	94.6%	5.4%	0.0%	0.0%	0.05	0.00	2
	Tutors in your program	88.6%	2.9%	5.7%	2.9%	0.23	0.00	4
	Veterans Affairs Office/Services	91.7%	0.0%	8.3%	0.0%	0.17	0.00	3
	Writing Center and/or writing workshops	78.9%	10.5%	2.6%	7.9%	0.39	0.00	1

Note: The mini-charts above are provided to give a sense of how responses are distributed among the choices: "Not at All," "A Little," "Some" and "A Lot."