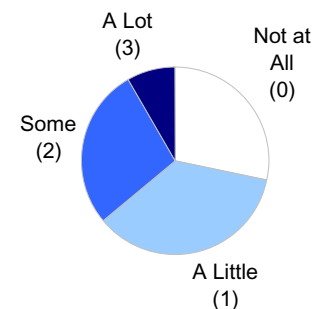


The Evergreen State College
 Evergreen Student Experience Survey 2006
 Responses of Olympia Campus Students












Legend for Mini-Charts
















Utilization of Campus Resources

Students were asked how often they use certain campus resources. The resources below are listed in alphabetical order to facilitate locating particular services. Olympia campus respondents indicated that they used the following resources most frequently during the year: Evergreen's website to get information (85.6% reporting using it "Some" or "A Lot"); the library on campus (73.0% reported using "Some" or "A Lot"); library digital online resources (63.7% reported using "Some" or "A Lot"); and the Computer Center, Computer Applications Lab, or computer workshops (66.4% reported using "Some" or "A Lot.") More than a quarter of Olympia campus respondents (28.4%) indicated that they did not use the Academic Advising Office or advising workshops, and 35.6% indicated that they did not attend Academic Fair or Core Fair.

How often have you used the following campus resources so far this academic year? (N=386) <i>Sorted alphabetically</i> <i>Not at All = 0, A Little = 1, Some = 2, A Lot = 3</i>		Not at All (0)	A Little (1)	Some (2)	A Lot (3)	Mean	Median	Skipped question (N)
	Academic Advising Office or advising workshops	28.4%	35.5%	27.9%	8.2%	1.16	1.00	20
	Academic Fair or Core Fair	35.6%	28.5%	27.4%	8.5%	1.09	1.00	21
	Access Services for Students with Disabilities	90.7%	3.6%	4.1%	1.6%	0.17	0.00	20
	Career Development Center (such as attending a career fair or using self-assessment and career development tools)	72.0%	16.8%	8.0%	3.3%	0.43	0.00	22

How often have you used the following campus resources so far this academic year? (N=386) <i>Sorted alphabetically</i> <i>Not at All = 0, A Little = 1, Some = 2, A Lot = 3</i>		Not at All (0)	A Little (1)	Some (2)	A Lot (3)	Mean	Median	Skipped question (N)
	Center for Mediation Services	96.7%	1.4%	1.6%	0.3%	0.05	0.00	21
	Child Care Services	97.5%	0.3%	0.8%	1.4%	0.06	0.00	22
	College Recreation Center/Leisure Studies	47.7%	20.4%	17.7%	14.2%	0.98	1.00	19
	Computer Center, Computer Applications Lab, or computer workshops	11.5%	22.1%	29.2%	37.2%	1.92	2.00	20
	Counseling Center	76.1%	12.1%	6.9%	4.9%	0.41	0.00	22
	Digital Imaging Studio and/or media workshops	70.1%	13.9%	7.5%	8.6%	0.55	0.00	25
	Evergreen's website to get information	1.4%	13.1%	34.9%	50.7%	2.35	3.00	19
	Financial Aid Office (Contacted for information or assistance)	33.6%	20.5%	29.2%	16.7%	1.29	1.00	20
	First People's Advising Services	91.5%	2.7%	2.7%	3.0%	0.17	0.00	20
	Graduate School Fair	83.2%	10.2%	4.7%	1.9%	0.25	0.00	22
	Intercity Transit Bus Services	35.5%	14.8%	12.6%	37.2%	1.51	1.00	20

How often have you used the following campus resources so far this academic year? (N=386) <i>Sorted alphabetically</i> <i>Not at All = 0, A Little = 1, Some = 2, A Lot = 3</i>		Not at All (0)	A Little (1)	Some (2)	A Lot (3)	Mean	Median	Skipped question (N)
	Internship Fair	79.7%	11.5%	6.3%	2.5%	0.32	0.00	21
	KEY Student Services	83.9%	5.7%	6.3%	4.1%	0.31	0.00	19
	The library on campus	5.2%	21.8%	34.9%	38.1%	2.06	2.00	19
	Library digital/on-line databases and resources	14.9%	21.5%	30.9%	32.8%	1.82	2.00	23
	Media Loan	52.1%	20.4%	15.4%	12.1%	0.88	0.00	23
	Police Services	83.5%	12.7%	3.3%	0.6%	0.21	0.00	23
	Prime Time Advising (in "A" Dorm)	88.5%	7.4%	2.7%	1.4%	0.17	0.00	20
	Quantitative and Symbolic Reasoning Center and/or QR workshops	86.3%	6.3%	4.1%	3.3%	0.24	0.00	21
	Student Employment Services (such as using the job board or website for finding a job)	73.2%	16.4%	8.5%	1.9%	0.39	0.00	20
	Student Health Center	58.2%	23.1%	13.2%	5.5%	0.66	0.00	22

How often have you used the following campus resources so far this academic year? (N=386) <i>Sorted alphabetically</i> <i>Not at All = 0, A Little = 1, Some = 2, A Lot = 3</i>		Not at All (0)	A Little (1)	Some (2)	A Lot (3)	Mean	Median	Skipped question (N)
	Tutors in your program	82.1%	9.1%	6.9%	1.9%	0.29	0.00	22
	Veterans Affairs Office/Services	93.2%	2.2%	3.0%	1.6%	0.13	0.00	21
	Writing Center and/or writing workshops	58.2%	26.0%	10.9%	4.9%	0.63	0.00	20

Note: The mini-charts above are provided to give a sense of how responses are distributed among the choices: "Not at All," "A Little," "Some" and "A Lot."