

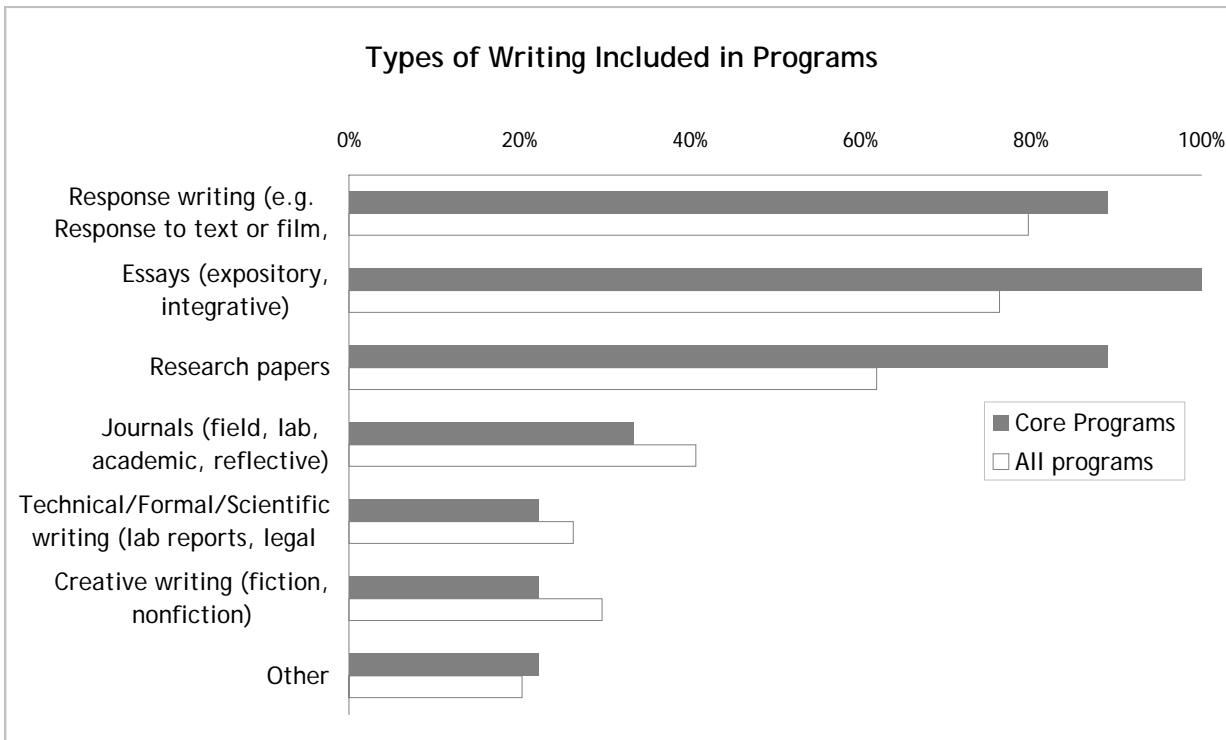
End-of-Program Review 2006-07
 Writing in Core Programs

How much did students write in your program?

	Extensively	Moderately	A Little	Not at All	Writing Indicated (Extent Missing)	Percent of Programs with any Writing (N)	Programs with any Writing (N)	Programs Responded (N)
Core programs	55.6%	33.3%	0.0%	0.0%	11.1%	100%	9	9
All programs	51.7%	41.5%	5.9%	0.0%	0.8%	100%	118	118

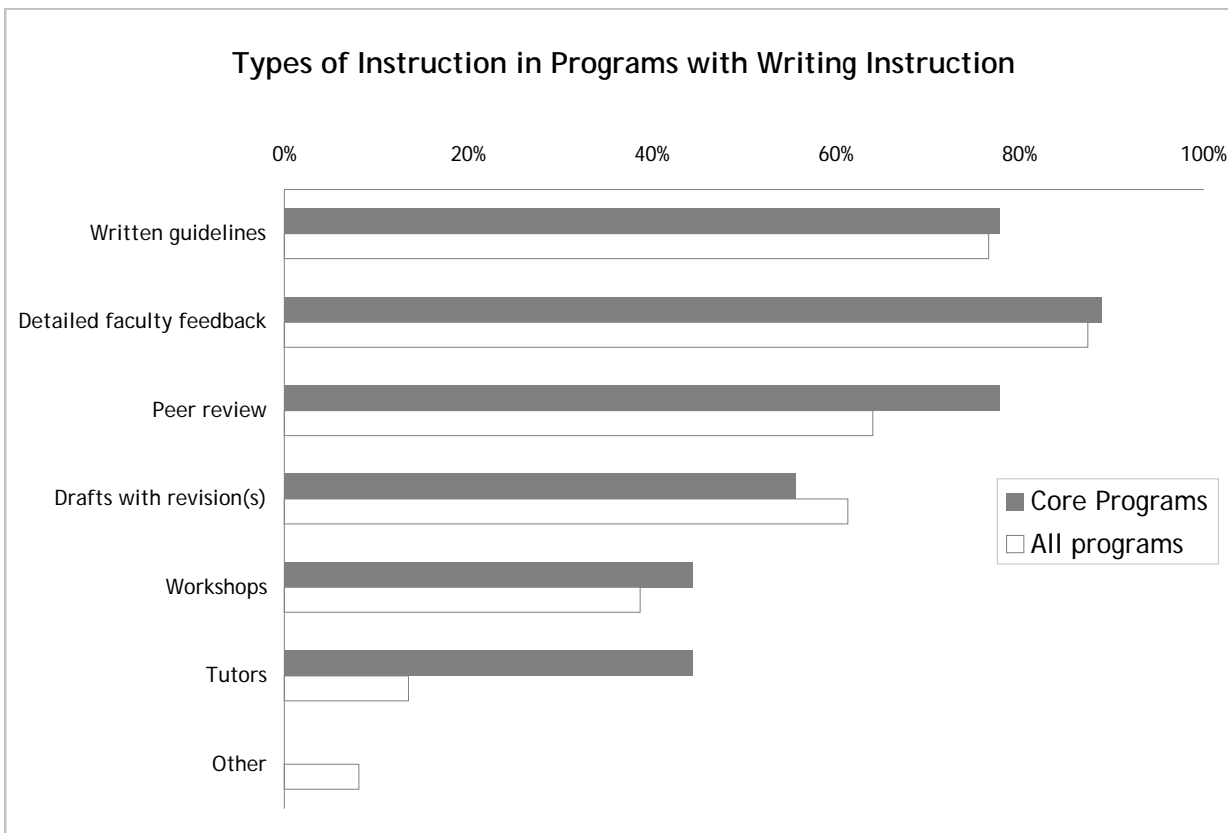
Types of Writing Included in Programs

	Core Programs	All programs
Response writing (e.g. Response to text or film, preparation for seminar)	88.9%	79.7%
Essays (expository, integrative)	100.0%	76.3%
Research papers	88.9%	61.9%
Journals (field, lab, academic, reflective)	33.3%	40.7%
Technical/Formal/Scientific writing (lab reports, legal)	22.2%	26.3%
Creative writing (fiction, nonfiction)	22.2%	29.7%
Other	22.2%	20.3%



Types of Instruction in Programs with Writing Instruction

	Core Programs	All programs
Written guidelines	77.8%	76.6%
Detailed faculty feedback	88.9%	87.4%
Peer review	77.8%	64.0%
Drafts with revision(s)	55.6%	61.3%
Workshops	44.4%	38.7%
Tutors	44.4%	13.5%
Other	0.0%	8.1%



End-of-Program Review 2006-07

Writing in Culture, Text, and Language Programs

How much did students write in your program?

	Extensively	Moderately	A Little	Not at All	Writing Indicated (Extent Missing)	Percent of Programs with any Writing		
						Writing (N)	Programs with any Writing (N)	Programs Responded (N)
Culture, Text and Language	100.0%	0.0%	0.0%	0.0%	0.0%	100%	14	14
All programs	51.7%	41.5%	5.9%	0.0%	0.8%	100%	118	118

Types of Writing Included in Programs

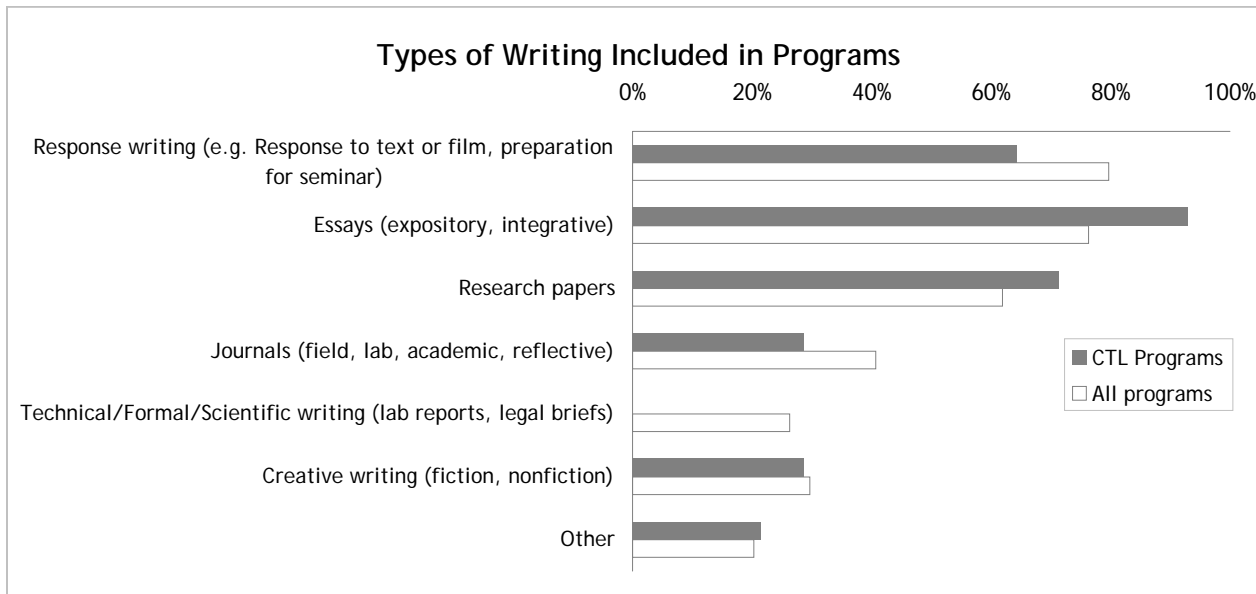
	CTL Programs	All programs
Response writing (e.g. Response to text or film, preparation for seminar)	64.3%	79.7%
Essays (expository, integrative)	92.9%	76.3%
Research papers	71.4%	61.9%
Journals (field, lab, academic, reflective)	28.6%	40.7%
Technical/Formal/Scientific writing (lab reports, legal briefs)	0.0%	26.3%
Creative writing (fiction, nonfiction)	28.6%	29.7%
Other	21.4%	20.3%

Explanations of Other:

[Four Philosophers] In-class exams weekly (no books, no notes)

[Memory of Fire: Spain and Latin America] Ethnography

[Russia and Eurasia: Empires and Enduring Legacies] Seminar quizzes



Types of Instruction in Programs with Writing Instruction

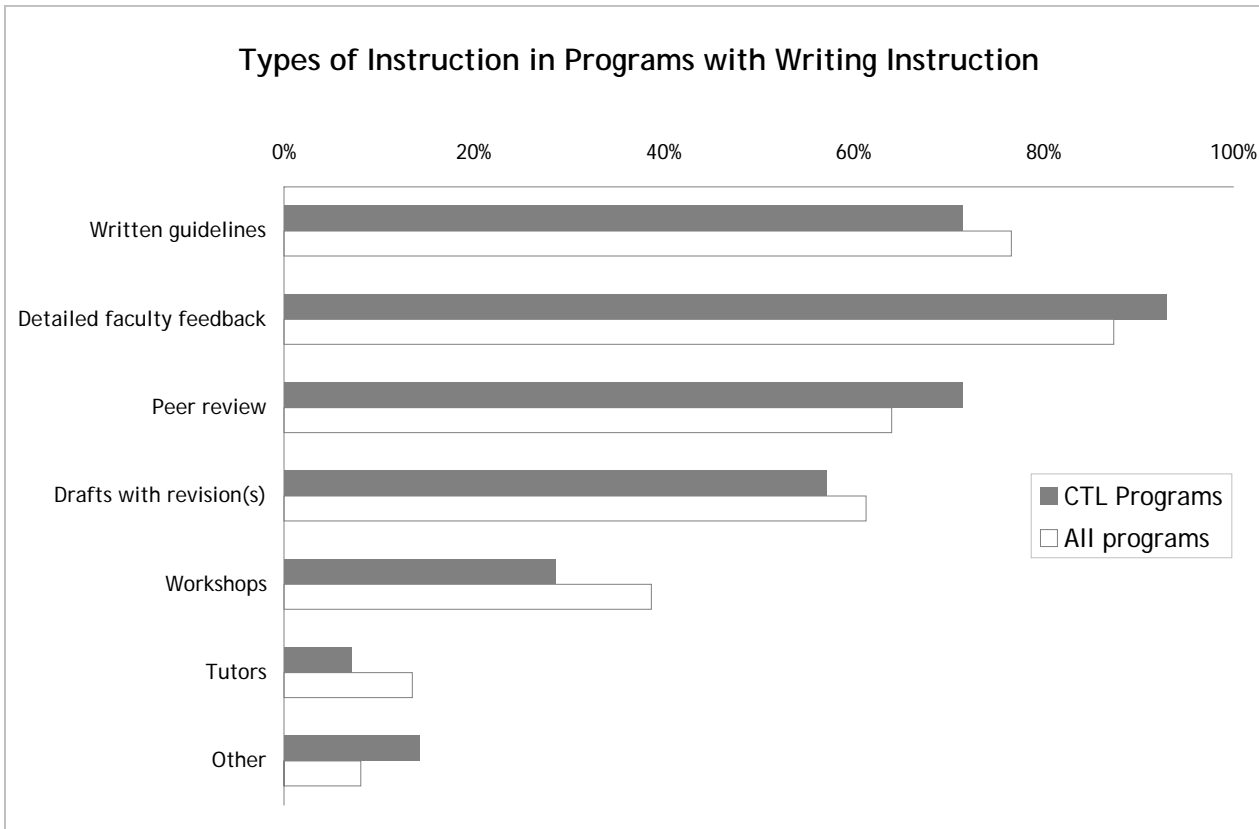
	CTL Programs	All programs
Written guidelines	71.4%	76.6%
Detailed faculty feedback	92.9%	87.4%
Peer review	71.4%	64.0%
Drafts with revision(s)	57.1%	61.3%
Workshops	28.6%	38.7%
Tutors	7.1%	13.5%
Other	14.3%	8.1%

Explanations of Other:

[Four Philosophers] Individual conferences with me

[Russia and Eurasia: Empires and Enduring Legacies] Although we had no official tutors assigned to our program, we strongly encouraged our students to visit the Writing Center, which several of them did.

[Memory of Fire: Spain and Latin America, did not indicate "other," but wrote comment.] Worked on this in Spanish as well, though at a more basic level.



End-of-Program Review 2006-07
Writing in Environmental Studies Programs

How much did students write in your program?

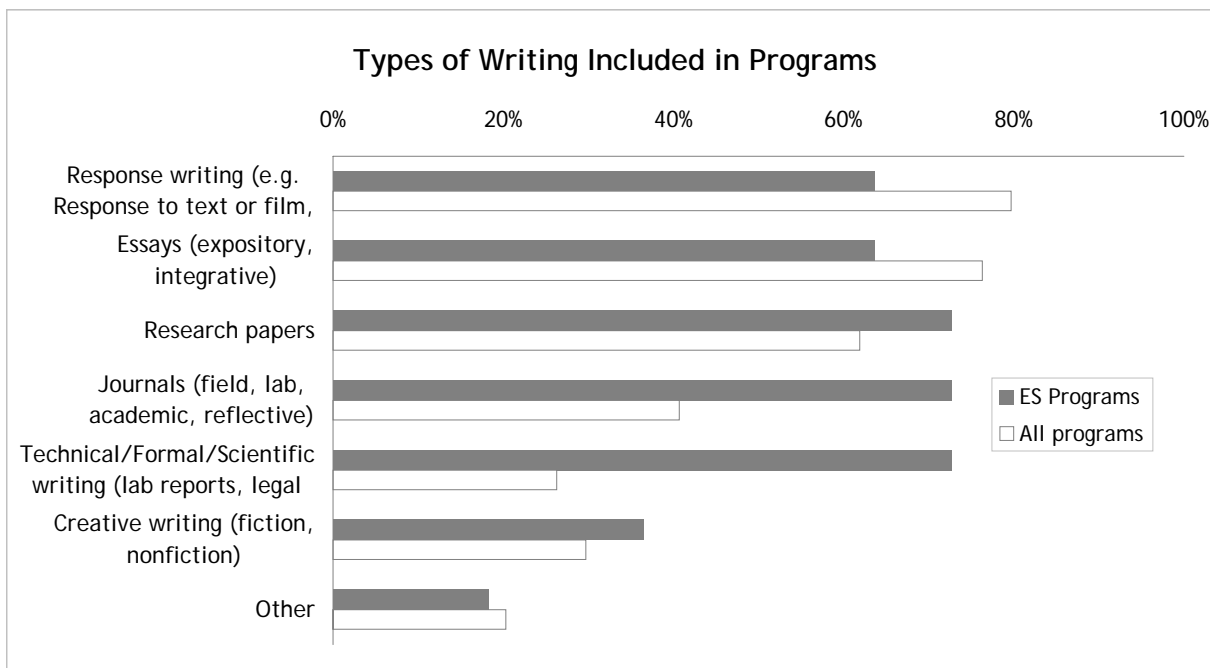
	Extensively	Moderately	A Little	Not at All	Writing Indicated (Extent Missing)	Percent of Programs with any Writing (N)	Programs with any Writing (N)	Programs Responded (N)
Environmental Studies	63.6%	18.2%	18.2%	0.0%	0.0%	100%	11	11
All programs	51.7%	41.5%	5.9%	0.0%	0.8%	100%	118	118

Types of Writing Included in Programs

	ES Programs	All programs
Response writing (e.g. Response to text or film, preparation for seminar)	63.6%	79.7%
Essays (expository, integrative)	63.6%	76.3%
Research papers	72.7%	61.9%
Journals (field, lab, academic, reflective)	72.7%	40.7%
Technical/Formal/Scientific writing (lab reports, legal briefs)	72.7%	26.3%
Creative writing (fiction, nonfiction)	36.4%	29.7%
Other	18.2%	20.3%

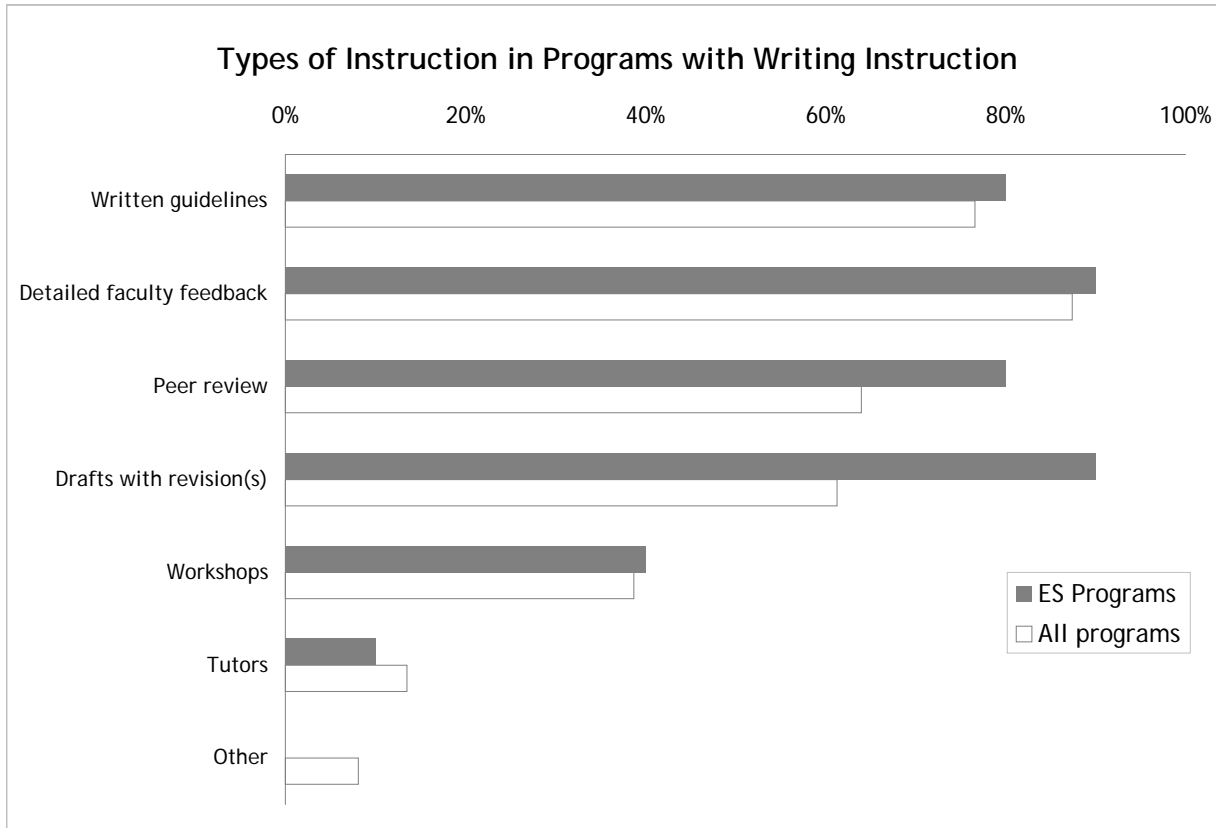
Explanations of Other:

[Nuisance to Negligence: Environmental Law] Play dialogue; case briefs
 [Practice of Sustainable Agriculture] Tests, quizzes



Types of Instruction in Programs with Writing Instruction

	ES Programs	All programs
Written guidelines	80.0%	76.6%
Detailed faculty feedback	90.0%	87.4%
Peer review	80.0%	64.0%
Drafts with revision(s)	90.0%	61.3%
Workshops	40.0%	38.7%
Tutors	10.0%	13.5%
Other	0.0%	8.1%



End-of-Program Review 2006-07
 Writing in Evening and Weekend Studies Programs

How much did students write in your program?


	Extensively	Moderately	A Little	Not at All	Writing Indicated (Extent Missing)	Percent of Programs with any Writing	Programs with any Writing (N)	Programs Responded (N)
Evening and Weekend Studies	50.0%	44.4%	5.6%	0.0%	0.0%	100%	18	18
All programs	51.7%	41.5%	5.9%	0.0%	0.8%	100%	118	118

Types of Writing Included in Programs

	EWS Programs	All programs
Response writing (e.g. Response to text or film, preparation for seminar)	94.4%	79.7%
Essays (expository, integrative)	94.4%	76.3%
Research papers	55.6%	61.9%
Journals (field, lab, academic, reflective)	38.9%	40.7%
Technical/Formal/Scientific writing (lab reports, legal briefs)	16.7%	26.3%
Creative writing (fiction, nonfiction)	27.8%	29.7%
Other	22.2%	20.3%

Explanations of Other:

- [Why Businesses Succeed] Business Plan using software
- [Clinical Application of Mindfulness Meditation] Practice log - a record of duration, focus, experiences, existence.
- [Education, Values and Society] No explanation provided.
- [Human Development] Blogging



Types of Instruction in Programs with Writing Instruction

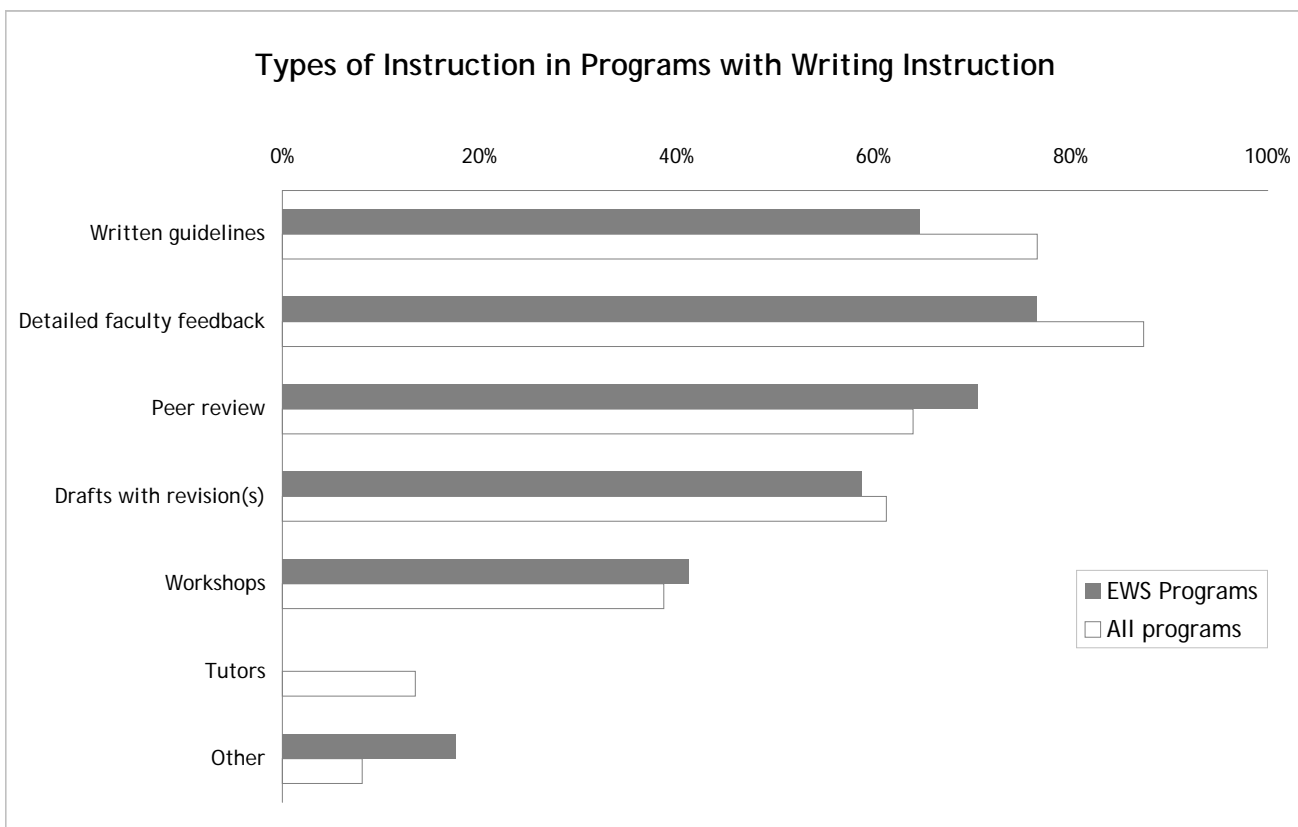
	EWS Programs	All programs
Written guidelines	64.7%	76.6%
Detailed faculty feedback	76.5%	87.4%
Peer review	70.6%	64.0%
Drafts with revision(s)	58.8%	61.3%
Workshops	41.2%	38.7%
Tutors	0.0%	13.5%
Other	17.6%	8.1%

Explanations of Other:

[Integral Psychology and the Arts and Crafts Movement] Some faculty feedback

[Human Development] Technical writing for wikipedia

[Silk Roads: China, the Middle East, and the New World] Anthology Writing (whole-class project)



End-of-Program Review 2006-07 Writing in Expressive Arts Programs

How much did students write in your program?

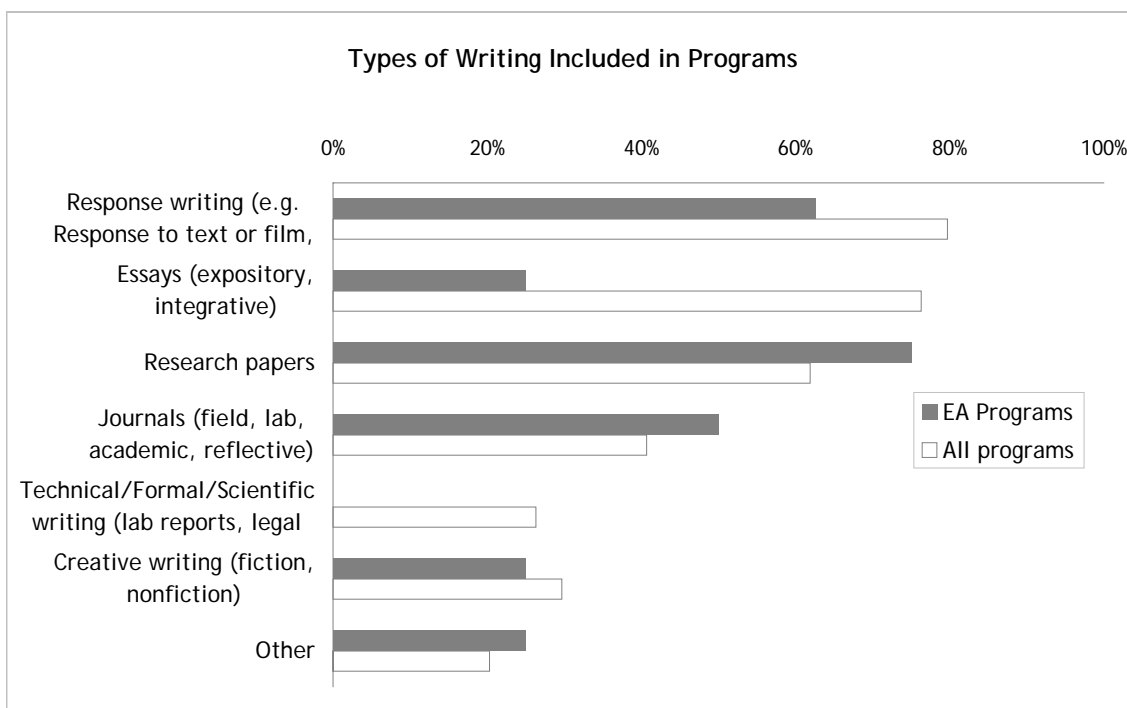
	Extensively	Moderately	A Little	Not at All	Writing Indicated (Extent Missing)	Percent of Programs with any Writing (N)	Programs with any Writing (N)	Programs Responded (N)
Expressive Arts	0.0%	62.5%	37.5%	0.0%	0.0%	100%	8	8
All programs	51.7%	41.5%	5.9%	0.0%	0.8%	100%	118	118

Types of Writing Included in Programs

	EA Programs	All programs
Response writing (e.g. Response to text or film, preparation for seminar)	62.5%	79.7%
Essays (expository, integrative)	25.0%	76.3%
Research papers	75.0%	61.9%
Journals (field, lab, academic, reflective)	50.0%	40.7%
Technical/Formal/Scientific writing (lab reports, legal briefs)	0.0%	26.3%
Creative writing (fiction, nonfiction)	25.0%	29.7%
Other	25.0%	20.3%

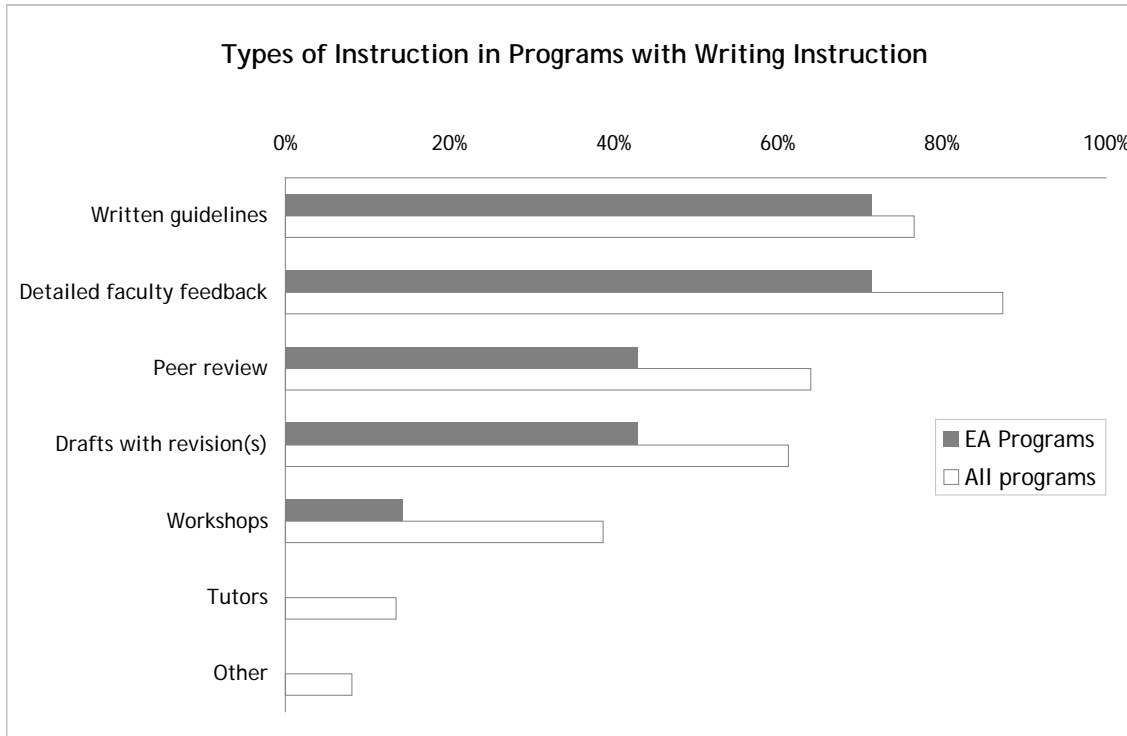
Explanations of Other:

[Indigenous Art and Community Art Organizations] Exhibition reviews, definitions of concepts
[Foundations of Visual Art] Essay Exam



Types of Instruction in Programs with Writing Instruction

	EA Programs	All programs
Written guidelines	71.4%	76.6%
Detailed faculty feedback	71.4%	87.4%
Peer review	42.9%	64.0%
Drafts with revision(s)	42.9%	61.3%
Workshops	14.3%	38.7%
Tutors	0.0%	13.5%
Other	0.0%	8.1%



End-of-Program Review 2006-07

Writing in Interarea Programs

How much did students write in your program?

	Extensively	Moderately	A Little	Not at All	Writing Indicated (Extent Missing)	Percent of Programs with any Writing	Programs with any Writing (N)	Programs Responded (N)
Interarea	61.9%	38.1%	0.0%	0.0%	0.0%	100%	21	21
All programs	51.7%	41.5%	5.9%	0.0%	0.8%	100%	118	118

Types of Writing Included in Programs

	IA Programs	All programs
Response writing (e.g. Response to text or film, preparation for seminar)	85.7%	79.7%
Essays (expository, integrative)	90.5%	76.3%
Research papers	57.1%	61.9%
Journals (field, lab, academic, reflective)	57.1%	40.7%
Technical/Formal/Scientific writing (lab reports, legal briefs)	23.8%	26.3%
Creative writing (fiction, nonfiction)	61.9%	29.7%
Other	23.8%	20.3%

Explanations of Other:

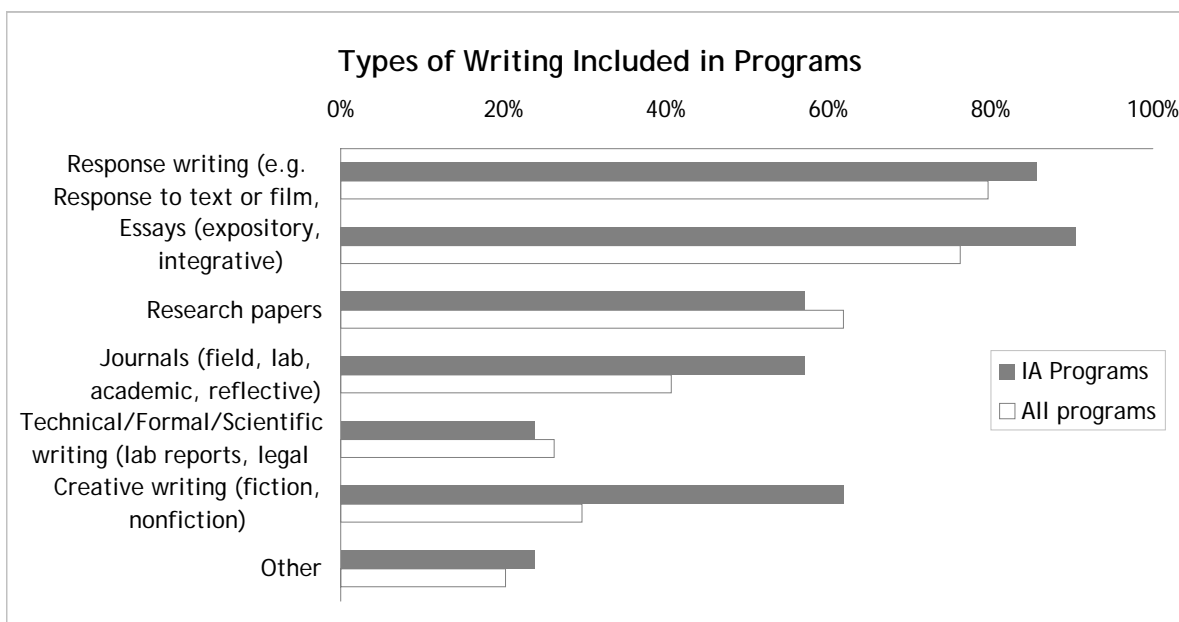
[Feminisms: Local to Global] Public policy analysis

[Museums] Blogs

[Puppetry and Poetics: The Arts of Distraction] Poetry

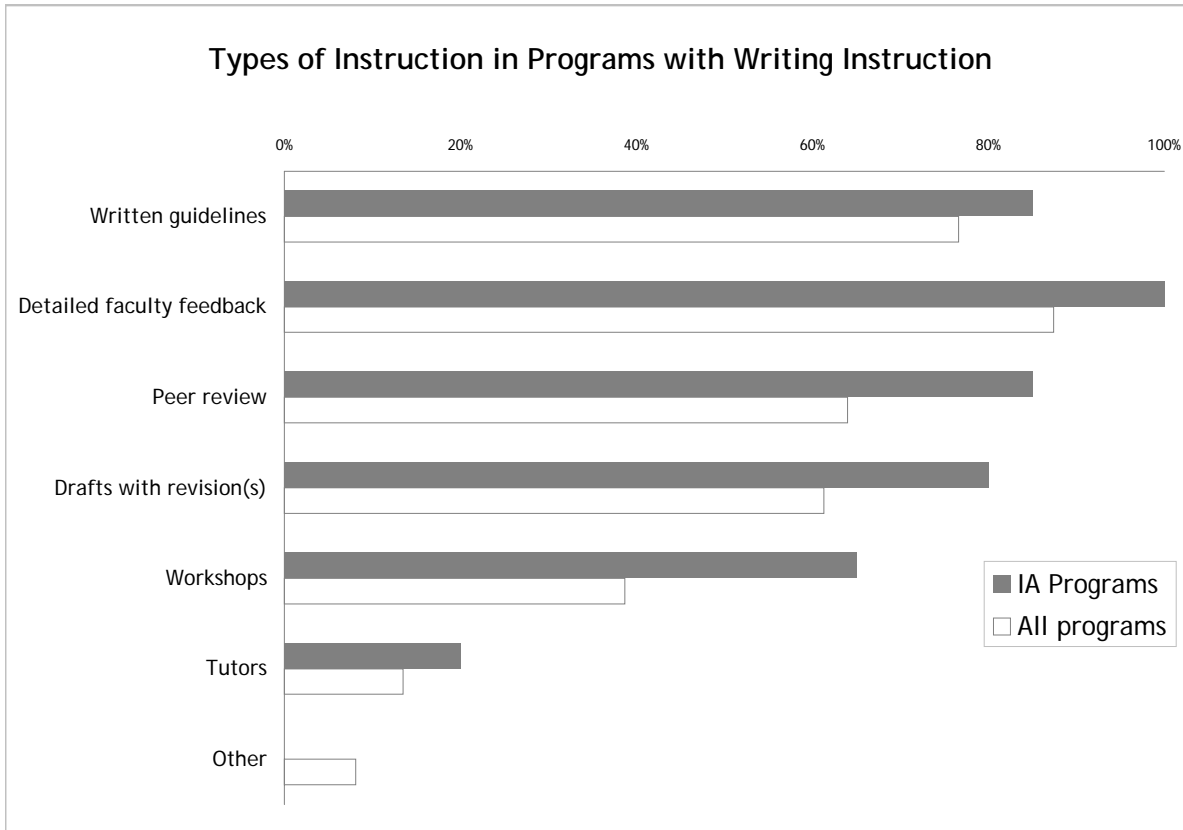
[Restoring Landscapes] Case Study Reports

[Writing on the Wild Side] Poetry



Types of Instruction in Programs with Writing Instruction

	IA Programs	All programs
Written guidelines	85.0%	76.6%
Detailed faculty feedback	100.0%	87.4%
Peer review	85.0%	64.0%
Drafts with revision(s)	80.0%	61.3%
Workshops	65.0%	38.7%
Tutors	20.0%	13.5%
Other	0.0%	8.1%



End-of-Program Review 2006-07
 Writing in Scientific Inquiry Programs

How much did students write in your program?

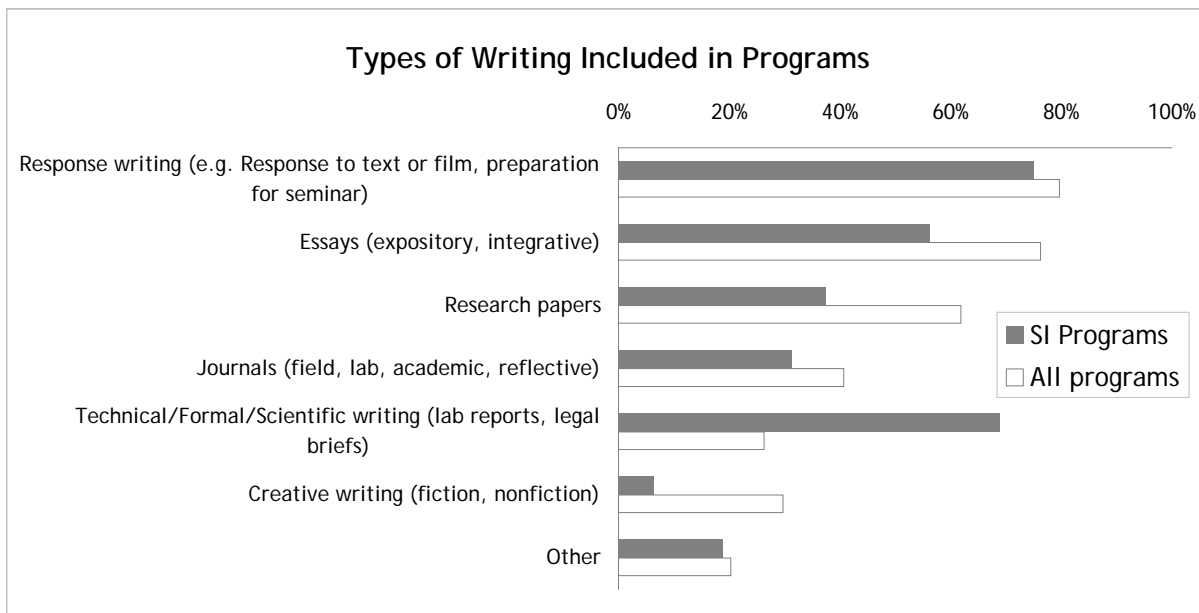
	How much did students write in your program?					Percent of Programs with any Writing (N)		
	Extensively	Moderately	A Little	Not at All	Writing Indicated (Extent Missing)	Programs with any Writing (N)	Programs Responded (N)	
Scientific Inquiry	25.0%	68.8%	6.3%	0.0%	0.0%	100%	16	
All programs	51.7%	41.5%	5.9%	0.0%	0.8%	100%	118	

Types of Writing Included in Programs

	SI Programs	All programs
Response writing (e.g. Response to text or film, preparation for seminar)	75.0%	79.7%
Essays (expository, integrative)	56.3%	76.3%
Research papers	37.5%	61.9%
Journals (field, lab, academic, reflective)	31.3%	40.7%
Technical/Formal/Scientific writing (lab reports, legal briefs)	68.8%	26.3%
Creative writing (fiction, nonfiction)	6.3%	29.7%
Other	18.8%	20.3%

Explanations of Other:

- [Analyzing the World] Poster
- [Molecule to Organism] Research Proposals
- [Industrial Biology and Chemistry] Explanation not provided.

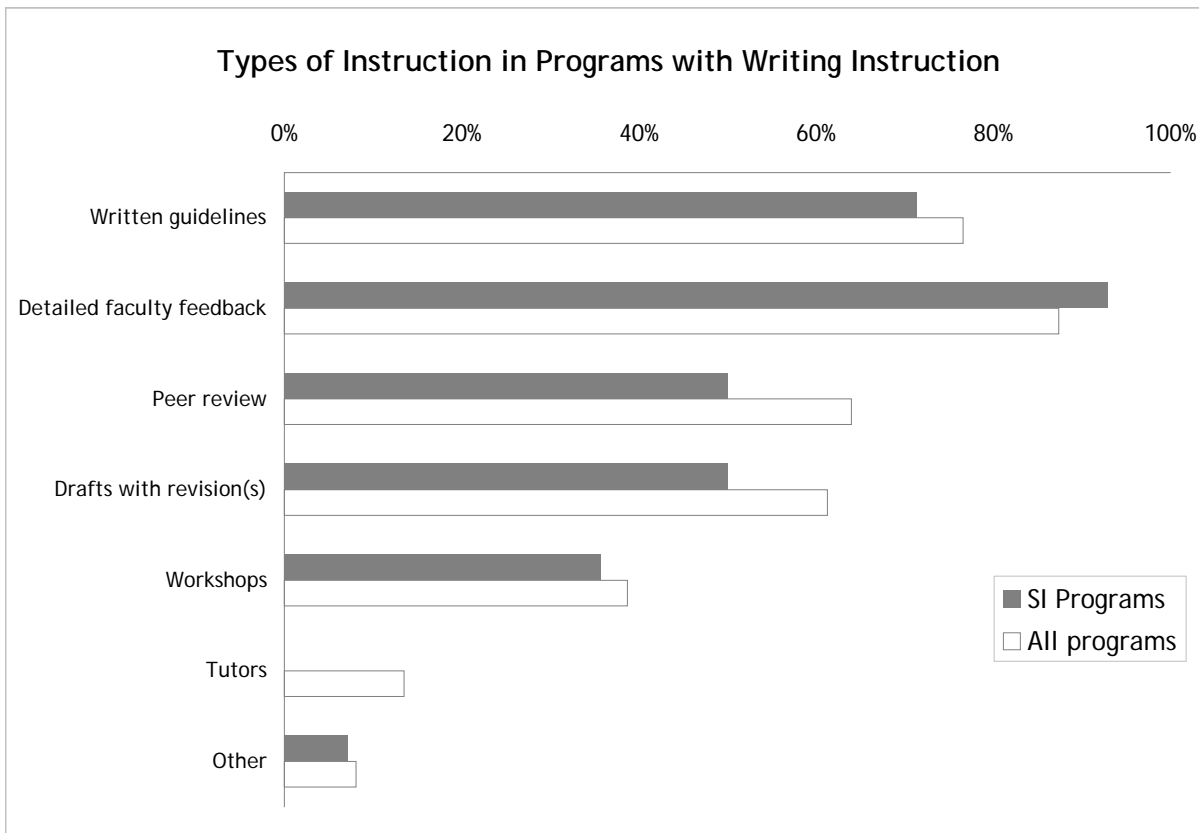


Types of Instruction in Programs with Writing Instruction

	SI Programs	All programs
Written guidelines	71.4%	76.6%
Detailed faculty feedback	92.9%	87.4%
Peer review	50.0%	64.0%
Drafts with revision(s)	50.0%	61.3%
Workshops	35.7%	38.7%
Tutors	0.0%	13.5%
Other	7.1%	8.1%

Explanations of Other:

[Environmental Analysis: Chemistry and Geology of Aqueous Systems] Text on scientific writing



End-of-Program Review 2006-07

Writing in Society, Politics, Behavior and Change Programs

How much did students write in your program?

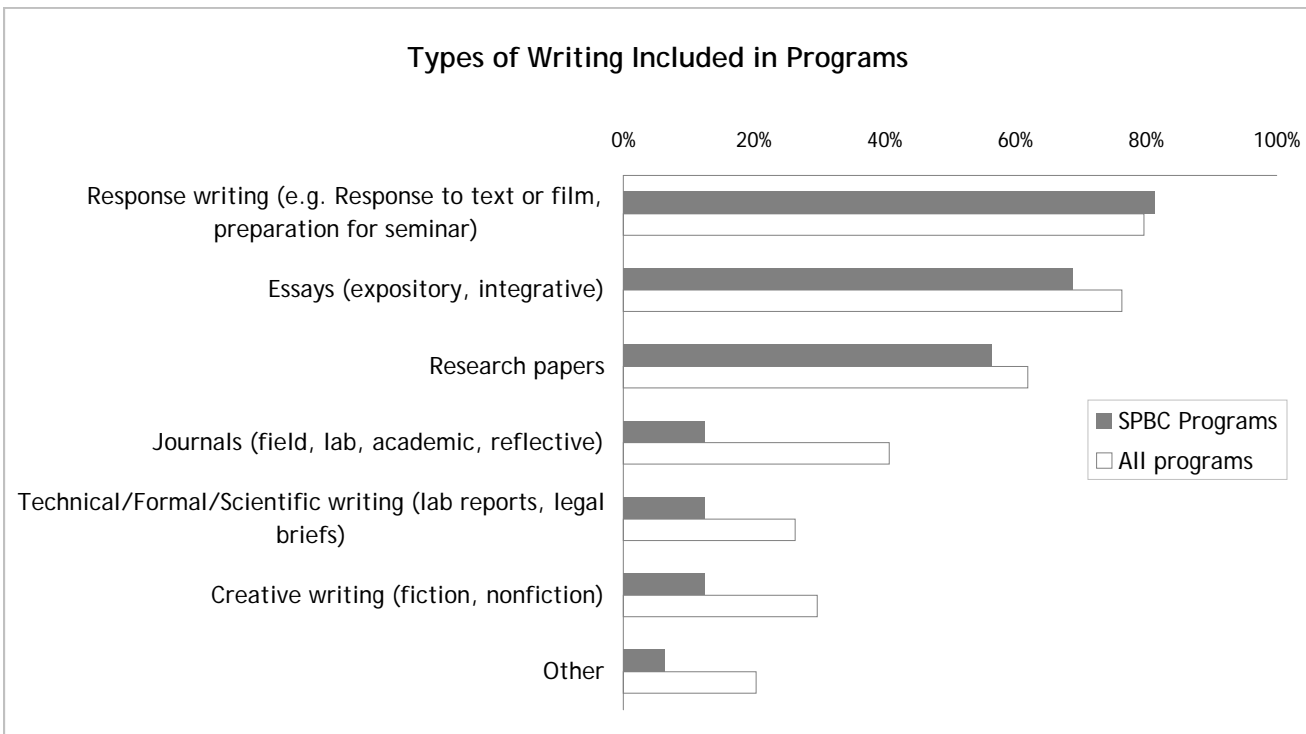
	Extensively	Moderately	A Little	Not at All	Writing Indicated (Extent Missing)	Percent of Programs		
						with any Writing (N)	with any Writing (N)	Responded (N)
Society, Politics, Behavior and	43.8%	56.3%	0.0%	0.0%	0.0%	100%	16	16
All programs	51.7%	41.5%	5.9%	0.0%	0.8%	100%	118	118

Types of Writing Included in Programs

	SPBC Programs	All programs
Response writing (e.g. Response to text or film, preparation for seminar)	81.3%	79.7%
Essays (expository, integrative)	68.8%	76.3%
Research papers	56.3%	61.9%
Journals (field, lab, academic, reflective)	12.5%	40.7%
Technical/Formal/Scientific writing (lab reports, legal briefs)	12.5%	26.3%
Creative writing (fiction, nonfiction)	12.5%	29.7%
Other	6.3%	20.3%

Explanation of Other:

[Ethical Entrepreneur] Business planning




Types of Instruction in Programs with Writing Instruction

	SPBC Programs	All programs
Written guidelines	80.0%	76.6%
Detailed faculty feedback	80.0%	87.4%
Peer review	13.3%	64.0%
Drafts with revision(s)	46.7%	61.3%
Workshops	20.0%	38.7%
Tutors	20.0%	13.5%
Other	13.3%	8.1%

Explanations of Other:

[Organizational Change and Leadership] APA citation standards

[So You Want to Be a Psychologist] Lectures on APA format



End-of-Program Review 2006-07
 Writing in Tribal: Reservation-based Programs

How much did students write in your program?


	Extensively	Moderately	A Little	Not at All	Writing Indicated (Extent Missing)	Percent of Programs with any Writing	Programs with any Writing (N)	Programs Responded (N)
Tribal: Reservation-based	40.0%	60.0%	0.0%	0.0%	0.0%	100%	5	5
All programs	51.7%	41.5%	5.9%	0.0%	0.8%	100%	118	118

Types of Writing Included in Programs

	Tribal Programs	All programs
Response writing (e.g. Response to text or film, preparation for seminar)	100.0%	79.7%
Essays (expository, integrative)	60.0%	76.3%
Research papers	80.0%	61.9%
Journals (field, lab, academic, reflective)	60.0%	40.7%
Technical/Formal/Scientific writing (lab reports, legal briefs)	0.0%	26.3%
Creative writing (fiction, nonfiction)	40.0%	29.7%
Other	40.0%	20.3%

Explanations of Other:

- [Tribal: Nisqually] Reflective writing
- [Tribal: Lower Elwha] Article reviews



Types of Instruction in Programs with Writing Instruction

	Tribal Programs	All programs
Written guidelines	100.0%	76.6%
Detailed faculty feedback	80.0%	87.4%
Peer review	100.0%	64.0%
Drafts with revision(s)	60.0%	61.3%
Workshops	40.0%	38.7%
Tutors	40.0%	13.5%
Other	20.0%	8.1%

Explanation of Other:

[Tribal: Port Gamble] Written faculty responses

